


SUSTAIN My Craft Habit


**Pieces needed to make one fairy-sized muskoka chair.
Cut popsicle sticks to the following shapes and sizes:**




Cut 1 piece at 3.25" long.




Cut 2 pieces at 2.875" long.



Cut 2 pieces at 2.75" long with angled side.




Cut 1 piece at 2.375" long.




Cut 2 pieces at 3" long.



Cut 6 pieces at 1.75" long.




Cut 2 pieces at 2.75" long with angle, (note: shorter side measures 2 1/4" long).



Cut 2 at 1.625" long and cut popsicle in half widthwise.



SUSTAIN my Craft Habit



SUSTAIN my Craft Habit

For instructions to assemble your fairy-sized muskoka chair, visit:
www.sustainmycrafthabit.com.