



Hedgehog & Toadstool  
*Felt Ornament Patterns*  
Complementary pattern with instructions



# Woodland Animal No-Sew Felt Ornament Patterns

Hello! We're so happy to provide these complimentary patterns to make adorable hedgehogs, acorns and toadstools. They're just two of 12 woodland motifs in our larger felt ornament pattern set.

Perfect for hanging individually on a tree, driftwood or strung together in a group along ribbon as a garland. Use them as seasonal decor, year-round decor or for a woodland-themed party. Enjoy!

**WARNING** - Finished ornaments contain small parts. They are not for children under 3 years.

PATTERNS in the larger set include:

- |                 |       |
|-----------------|-------|
| Deer            | Owl   |
| Frog            | Fox   |
| Bear            | Skunk |
| Hedgehog        |       |
| Squirrel        |       |
| Raccoon         |       |
| Rabbit          |       |
| Mushroom, Acorn |       |



## WOODLAND ANIMALS NO-SEW FELT ORNAMENT PATTERNS

15-page printable PDF, 10 + 2 Bonus Designs



### SUPPLIES NEEDED FOR ALL ORNAMENTS

Felt:

- Color A: Premium White, 19x12cm
- Color B: Sandstone, 9x12cm
- Color C: Cashmere Tan, 9x12cm
- Color D: Copper Canyon, 9x12cm
- Color E: Chocolate Brown, 9x12cm
- Color F: Black, 9x12cm
- Color G: Smoke, 9x12cm
- Color H: Silver, 9x12cm (much less needed)
- Color I: Forest, 9x12cm
- Color J: Green, 9x12cm
- Color K: Orange, 9x12cm
- Color L: Red, 9x12cm (much less needed)

Additional Supplies:

- Sequins (colors as desired)
- Scissors
- Glue, clear drying craft glue
- Twine

### SIZE

Each finished ornament measures a different size - refer to instruction pages for actual finished dimensions.

Height ranges from 9cm H (shortest) to 14cm H (tallest).

# Hedgehog Ornament

(8cm H x 10cm W finished size)

Supplies Needed:

- Felt Color A
  - Felt Color C
  - Felt Color E
  - Felt Color F
  - Felt Color F
- Sequins Color: Brown

Prepare:

Cut pattern pieces in the colors and quantity indicated.  
Cut 8" long twine and in half to form large loop.  
Glue ends of twine to top of hedgehog BASE piece.

Assemble:

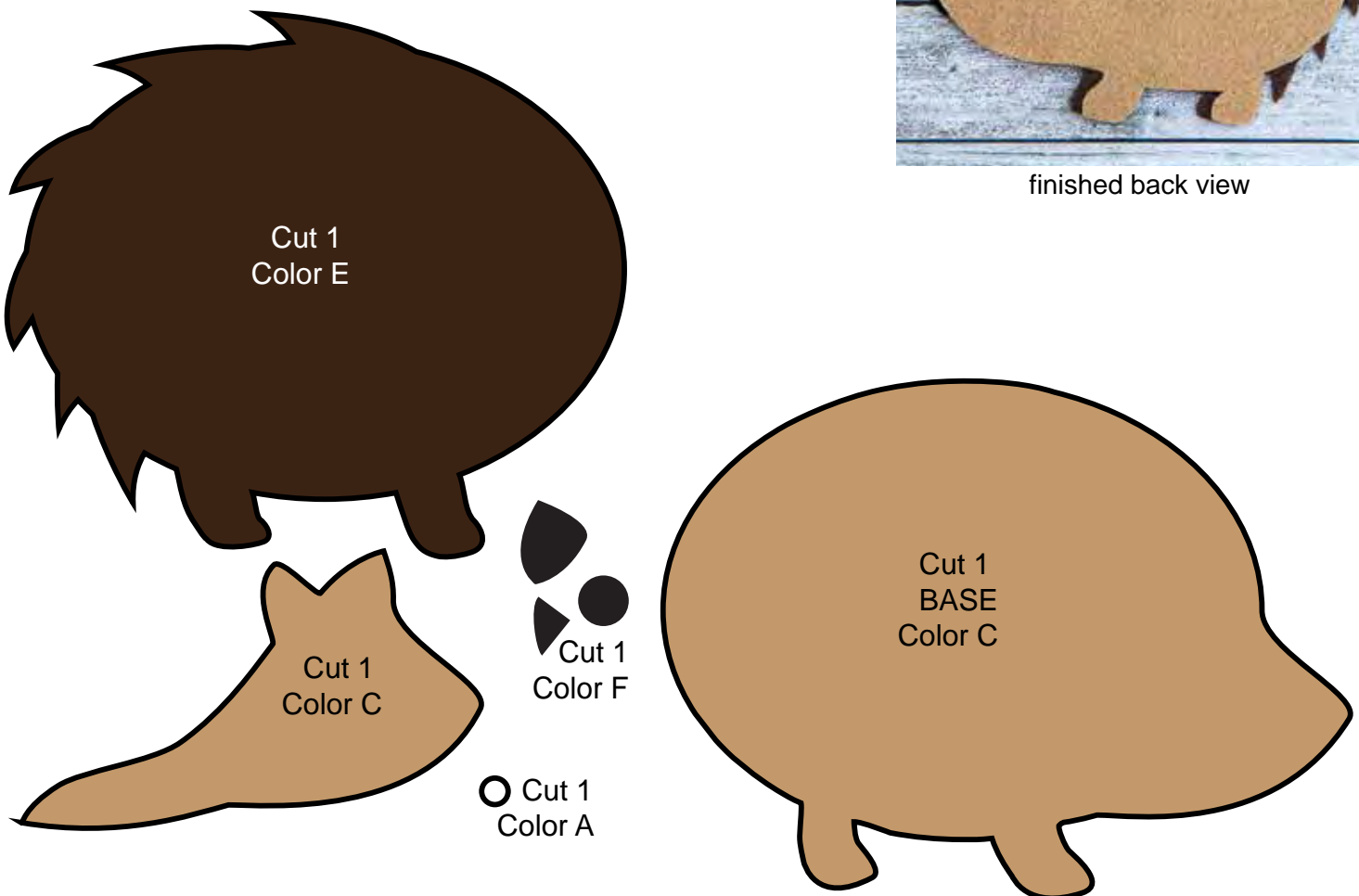
Glue large felt pieces together sandwiching twine in between.  
Position hedgehog face on top of base piece as shown and glue in place.  
Glue hedgehog face pieces (ear, nose and eye).  
Glue individual sequins on top of hedgehog ornament as desired.



finished front view



finished back view



## Bonus Ornaments

### Mushroom (7cm H x 7cm W finished size)

Supplies Needed:

- Felt Color A
- Felt Color B
- Felt Color L

### Acron (5cm H x 7cm W finished size)

Supplies Needed:

- Felt Color E
- Felt Color I

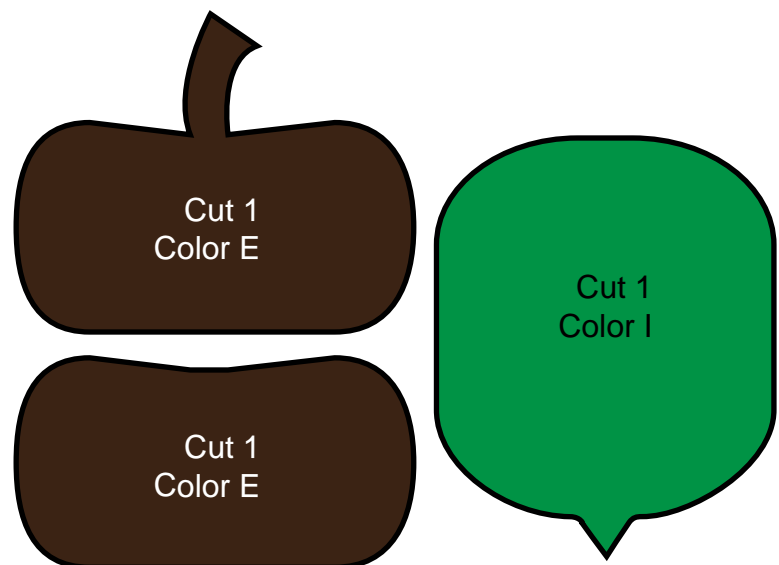
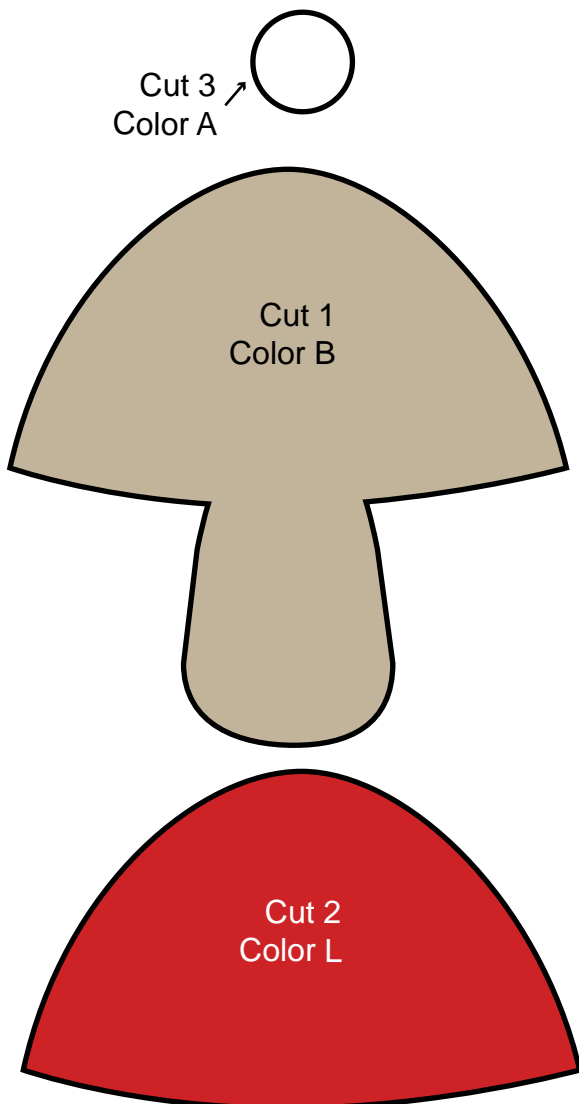
Cut pattern pieces in the colors and quantity indicated.  
Prepare and assemble same as other woodland animal ornaments.  
Refer to photo for assistance.



finished front view




finished back view



# Get the whole Woodland Animal family!

Visit Sustain My Craft Habit's Etsy shop to buy the full 15-page PDF Woodland Animals no-sew felt ornament pattern file. It includes DIY instructions and patterns for making 12 beautiful designs.

Use Coupon Code **SMCHVIP10** for 10% off of your entire order in our shop.



10 Woodland Animals PATTERN felt ornaments, PDF no sew ornament, gift plushie, fox, owl, woodland nursery decor

US\$9.60

Ask a question

Add to cart

## Overview

- Handmade Supply
- Craft type: Embroidery, Felting, Sewing
- Instant Digital Download: 1 PDF included
- Materials: digital file, digital download, pattern, printable pattern, forest themed, rustic themed
- Feedback: **61 reviews**
- Favorited by: **6 people**

This shop accepts Etsy gift cards

Share

Save

Tweet



*We hope you enjoy these patterns!*

Should you have any suggestions or need clarification, we'd love to hear from you. Send us a photo of your creation or share it with us on Twitter, Facebook or Instagram.

For more nature-inspired patterns and craft ideas visit our website.  
[www.sustainmycrafthabit.com](http://www.sustainmycrafthabit.com)



facebook.com/sustainmycrafthabit



twitter.com/sustmycraft

pinterest.com/sustmycraft/



instagram.com/sustainmycrafthabit/

etsy.com/shop/sustainmycrafthabit

